





Evolution box Hazard Identification Sheet



This Hazard Identification Sheet that lists each item in this Loans Box, its related hazards, and possible ways to reduce those risks (control measures).

It is important for your school to use this information to create your own risk assessment that fits your specific context and environment. Doing so helps ensure that any potential risks are properly identified and managed, keeping both pupils and staff safe while exploring STEM topics with the Loans Box. By taking responsibility for the risk assessment process, schools can make sure the activities and resources provided align with your existing safety protocols. We expect you to Risk Assess the use of the box, in line with your existing procedures, prior to using the materials with children.

All the items in the loans box are carefully checked by us prior to delivery to your school. If you find anything you believe to pose additional hazards to children (not identified on the sheet), please remove them from the box and contact us.

Item	Risks	Control measures
 <p>Triops World</p>	<ul style="list-style-type: none"> • Ingestion of triops/eggs • Choking hazard – small pieces 	<ul style="list-style-type: none"> • Ensure hands are washed after using the equipment • Warn children to keep all equipment away from their mouths



Item	Risks	Control measures
 <p data-bbox="376 491 624 520">Box of 15 fossils</p>	<ul data-bbox="871 261 1391 293" style="list-style-type: none"> • Choking hazard – small pieces 	<ul data-bbox="1489 261 1960 405" style="list-style-type: none"> • Warn children to keep all equipment away from their mouths
 <p data-bbox="409 778 591 807">Stuffed toys</p>	<ul data-bbox="871 549 1205 635" style="list-style-type: none"> • Impact injury from inappropriate use 	<ul data-bbox="1489 549 2009 635" style="list-style-type: none"> • Ensure children use equipment appropriately