




## Levers, Pulleys and Gears Loans Box Hazard Identification Sheet




This Hazard Identification Sheet that lists each item in this Loans Box, its related hazards, and possible ways to reduce those risks (control measures).


It is important for your school to use this information to create your own risk assessment that fits your specific context and environment. Doing so helps ensure that any potential risks are properly identified and managed, keeping both pupils and staff safe while exploring STEM topics with the Loans Box. By taking responsibility for the risk assessment process, schools can make sure the activities and resources provided align with your existing safety protocols. We expect you to Risk Assess the use of the box, in line with your existing procedures, prior to using the materials with children.




All the items in the loans box are carefully checked by us prior to delivery to your school. If you find anything you believe to pose additional hazards to children (not identified on the sheet), please remove them from the box and contact us.

Item	Risks	Control measures
 <p>Everyday levers for sorting</p>	<ul style="list-style-type: none"> <li>• Trapped fingers in levers</li> <li>• Impact injury</li> </ul>	<ul style="list-style-type: none"> <li>• Warn children not to put fingers in mechanisms</li> <li>• Warn children to watch out for others when using the equipment</li> </ul>






Item	Risks	Control measures
 Balancing lever	<ul style="list-style-type: none"> <li>Impact injury from flying objects</li> </ul>	<ul style="list-style-type: none"> <li>Warn children not to use lever to launch pieces into the air</li> </ul>
 Set of 100s of pre-cut levers	<ul style="list-style-type: none"> <li>Choking hazard if used with split pins</li> </ul>	<ul style="list-style-type: none"> <li>Warn children that they should not put equipment in their mouths</li> </ul>
 Wooden pulleys	<ul style="list-style-type: none"> <li>Strangulation injury from ropes</li> <li>Impact injury from wooden pulleys</li> </ul>	<ul style="list-style-type: none"> <li>Ensure children are supervised using equipment</li> <li>Warn children not to put ropes around necks</li> <li>Warn children to stand away from pulleys while in use</li> </ul>





Item	Risks	Control measures
 <p>Block and tackle</p>	<ul style="list-style-type: none"> <li>• Strangulation injury from ropes</li> <li>• Impact injury from wooden pulleys</li> </ul>	<ul style="list-style-type: none"> <li>• Ensure children are supervised using equipment</li> <li>• Warn children not to put ropes around necks</li> <li>• Warn children to stand away from pulleys while in use</li> </ul>
 <p>Mini pulley set</p>	<ul style="list-style-type: none"> <li>• Choking hazard – small pieces</li> <li>• Stab injury</li> </ul>	<ul style="list-style-type: none"> <li>• Warn children that they should not put equipment in their mouths</li> <li>• Warn children that they should not push the pieces too hard into other pieces, themselves or others</li> </ul>
 <p>Cam sets</p>	<ul style="list-style-type: none"> <li>• Trapped fingers</li> </ul>	<ul style="list-style-type: none"> <li>• Warn children not to put fingers in mechanisms</li> </ul>



Item	Risks	Control measures
 <p>Syringes and tubes</p>	<ul style="list-style-type: none"> <li>• Strangulation injury from tubes</li> <li>• Choking hazard – small pieces</li> <li>• Stab injury</li> </ul>	<ul style="list-style-type: none"> <li>• Warn children not to put ropes around necks</li> <li>• Warn children that they should not put equipment in their mouths</li> <li>• Warn children that they should not push the pieces too hard into other pieces, themselves or others</li> </ul>
 <p>Balloons and pump</p>	<ul style="list-style-type: none"> <li>• Latex allergy</li> <li>• Choking hazard – small pieces</li> <li>• Stab injury</li> </ul>	<ul style="list-style-type: none"> <li>• Check for allergies before use</li> <li>• Warn children that they should not put equipment in their mouths</li> <li>• Warn children that they should not push the pieces too hard into other pieces, themselves or others</li> </ul>



Item	Risks	Control measures
 <p>Class set of 20 gears packs</p>	<ul style="list-style-type: none"> <li>• Choking hazard – small pieces</li> <li>• Stab injury</li> </ul>	<ul style="list-style-type: none"> <li>• Warn children that they should not put equipment in their mouths</li> <li>• Warn children that they should not push the pieces too hard into other pieces, themselves or others</li> </ul>
 <p>3 sizes of cogs</p>	<ul style="list-style-type: none"> <li>• Choking hazard – small pieces</li> </ul>	<ul style="list-style-type: none"> <li>• Warn children that they should not push the pieces too hard into other pieces, themselves or others</li> </ul>