





Levers, pulleys and gears loans box hazard identification sheet




This hazard identification sheet lists each item in this Loans Box, its related hazards, and possible ways to reduce those risks (control measures).

It is important for your school to use this information to create your own risk assessment that fits your specific context and environment. Doing so helps ensure that any potential risks are properly identified and managed, keeping both pupils and staff safe while exploring STEM topics with the Loans Box. By taking responsibility for the risk assessment process, schools can make sure the activities and resources provided align with your existing safety protocols. We expect you to Risk Assess the use of the box, in line with your existing procedures, prior to using the materials with children.




All the items in the loans box are carefully checked by us prior to delivery to your school. If you find anything you believe to pose additional hazards to children (not identified on the sheet), please remove them from the box and contact us.

Item	Risks	Control measures
 <p data-bbox="212 1496 515 1585">Everyday levers for sorting</p>	<ul data-bbox="595 1267 930 1417" style="list-style-type: none"> • Trapped fingers in levers • Impact injury 	<ul data-bbox="1031 1267 1361 1641" style="list-style-type: none"> • Warn children not to put fingers in mechanisms • Warn children to watch out for others when using the equipment
 <p data-bbox="212 1895 515 1928">Balancing lever</p>	<ul data-bbox="595 1666 930 1756" style="list-style-type: none"> • Impact injury from flying objects 	<ul data-bbox="1031 1666 1361 1868" style="list-style-type: none"> • Warn children not to use lever to launch pieces into the air





Item	Risks	Control measures
 <p data-bbox="210 488 515 577">Set of 100s of pre-cut levers</p>	<ul data-bbox="595 259 948 349" style="list-style-type: none"> • Choking hazard if used with split pins 	<ul data-bbox="1031 259 1383 461" style="list-style-type: none"> • Warn children that they should not put equipment in their mouths
 <p data-bbox="210 828 515 862">Wooden pulleys</p>	<ul data-bbox="595 602 948 806" style="list-style-type: none"> • Strangulation injury from ropes • Impact injury from wooden pulleys 	<ul data-bbox="1031 602 1383 1086" style="list-style-type: none"> • Ensure children are supervised using equipment • Warn children not to put ropes around necks • Warn children to stand away from pulleys while in use
 <p data-bbox="210 1565 515 1599">Block and tackle</p>	<ul data-bbox="595 1339 948 1543" style="list-style-type: none"> • Strangulation injury from ropes • Impact injury from wooden pulleys 	<ul data-bbox="1031 1339 1383 1823" style="list-style-type: none"> • Ensure children are supervised using equipment • Warn children not to put ropes around necks • Warn children to stand away from pulleys while in use



Item	Risks	Control measures
 <p data-bbox="252 483 480 517">Mini pulley set</p>	<ul data-bbox="596 259 916 405" style="list-style-type: none"> • Choking hazard – small pieces • Stab injury 	<ul data-bbox="1031 259 1382 797" style="list-style-type: none"> • Warn children that they should not put equipment in their mouths • Warn children that they should not push the pieces too hard into other pieces, themselves or others
 <p data-bbox="292 1055 437 1088">Cam sets</p>	<ul data-bbox="596 826 892 860" style="list-style-type: none"> • Trapped fingers 	<ul data-bbox="1031 826 1355 972" style="list-style-type: none"> • Warn children not to put fingers in mechanisms
 <p data-bbox="217 1489 512 1523">Syringes and tubes</p>	<ul data-bbox="596 1261 948 1541" style="list-style-type: none"> • Strangulation injury from tubes • Choking hazard – small pieces • Stab injury 	<ul data-bbox="1031 1261 1382 2000" style="list-style-type: none"> • Warn children not to put ropes around necks • Warn children that they should not put equipment in their mouths • Warn children that they should not push the pieces too hard into other pieces, themselves or others



Item	Risks	Control measures
 <p>Balloons and pump</p>	<ul style="list-style-type: none"> • Latex allergy • Choking hazard – small pieces • Stab injury 	<ul style="list-style-type: none"> • Check for allergies before use • Warn children that they should not put equipment in their mouths • Warn children that they should not push the pieces too hard into other pieces, themselves or others
 <p>Class set of 20 gears packs</p>	<ul style="list-style-type: none"> • Choking hazard – small pieces • Stab injury 	<ul style="list-style-type: none"> • Warn children that they should not put equipment in their mouths • Warn children that they should not push the pieces too hard into other pieces, themselves or others