





Light loans box hazard identification sheet



This hazard identification sheet that lists each item in this loans box, its related hazards, and possible ways to reduce those risks (control measures).

It is important for your school to use this information to create your own risk assessment that fits your specific context and environment. Doing so helps ensure that any potential risks are properly identified and managed, keeping both pupils and staff safe while exploring STEM topics with the Loans Box. By taking responsibility for the risk assessment process, schools can make sure the activities and resources provided align with your existing safety protocols. We expect you to Risk Assess the use of the box, in line with your existing procedures, prior to using the materials with children.






All the items in the loans box are carefully checked by us prior to delivery to your school. If you find anything you believe to pose additional hazards to children (not identified on the sheet), please remove them from the box and contact us.

Item	Risks	Control measures
 <p data-bbox="225 1559 491 1592">Draw string bags</p>	<ul data-bbox="587 1335 890 1424" style="list-style-type: none"> • Strangulation risk from cord 	<ul data-bbox="1018 1335 1353 1480" style="list-style-type: none"> • Supervise children using draw string bags
 <p data-bbox="300 1899 416 1933">Mirrors</p>	<ul data-bbox="587 1675 890 1765" style="list-style-type: none"> • Impact injury from inappropriate use 	<ul data-bbox="1018 1675 1353 1765" style="list-style-type: none"> • Ensure children use equipment sensibly





Item	Risks	Control measures
 <p data-bbox="220 488 496 573">Shadow changing kit</p>	<ul data-bbox="587 259 906 405" style="list-style-type: none"> • Trapped fingers when assembling • Trip hazard 	<ul data-bbox="1018 259 1385 1211" style="list-style-type: none"> • Demonstrate how to assemble the structure • Warn children to keep fingers away from the ends of the tubes when assembling • Ensure there is a large space for use, away from access points and walkways • Ensure all pieces are picked up from the floor when not in use
 <p data-bbox="252 1529 464 1615">Rechargeable torches</p>	<ul data-bbox="587 1301 927 1615" style="list-style-type: none"> • Electrocutation while charging • Trip hazard from cables • Impact injury from inappropriate use 	<ul data-bbox="1018 1301 1385 1951" style="list-style-type: none"> • Charge away from children • Ensure cables are disconnected when charging is complete • Ensure cables are not stretched across access points and walkways • Ensure children use equipment sensibly



Item	Risks	Control measures
 <p>Mirrors</p>	<ul style="list-style-type: none"> • Impact injury from inappropriate use 	<ul style="list-style-type: none"> • Ensure children use equipment sensibly
 <p>Mirror blocks and cubes</p>	<ul style="list-style-type: none"> • Impact injury from inappropriate use • Trip hazard 	<ul style="list-style-type: none"> • Ensure children use equipment sensibly • Ensure there is a large space for use • Ensure all pieces are picked up from the floor if dropped
 <p>Prisms</p>	<ul style="list-style-type: none"> • Impact injury from inappropriate use • Trip hazard 	<ul style="list-style-type: none"> • Ensure children use equipment sensibly • Ensure there is a large space for use • Ensure all pieces are picked up from the floor if dropped
 <p>LED light source</p>	<ul style="list-style-type: none"> • Choking hazard-small pieces 	<ul style="list-style-type: none"> • Warn children to keep equipment away from their mouths
 <p>UV torches</p>	<ul style="list-style-type: none"> • Impact injury from inappropriate use 	<ul style="list-style-type: none"> • Ensure children use equipment sensibly



Item	Risks	Control measures
 <p data-bbox="248 488 472 577">UV beads and bands</p>	<ul data-bbox="587 259 890 349" style="list-style-type: none"> • Choking hazard- small pieces 	<ul data-bbox="1018 259 1321 461" style="list-style-type: none"> • Warn children to keep equipment away from their mouths
 <p data-bbox="225 833 496 922">White light colour mixer</p>	<ul data-bbox="587 602 938 815" style="list-style-type: none"> • Impact injury from inappropriate use • Trapped fingers/hair/clothes 	<ul data-bbox="1018 602 1369 972" style="list-style-type: none"> • Ensure children use equipment sensibly • Warn children to keep fingers/hair/clothes away from mechanisms