





Sound loans box hazard identification sheet






This hazard identification sheet lists each item in this loans box, its related hazards, and possible ways to reduce those risks (control measures).

It is important for your school to use this information to create your own risk assessment that fits your specific context and environment. Doing so helps ensure that any potential risks are properly identified and managed, keeping both pupils and staff safe while exploring STEM topics with the Loans Box. By taking responsibility for the risk assessment process, schools can make sure the activities and resources provided align with your existing safety protocols. We expect you to Risk Assess the use of the box, in line with your existing procedures, prior to using the materials with children.

All the items in the loans box are carefully checked by us prior to delivery to your school. If you find anything you believe to pose additional hazards to children (not identified on the sheet), please remove them from the box and contact us.

Item	Risks	Control measures
 Drawstring bags	<ul style="list-style-type: none"> • Strangulation hazard from cords 	<ul style="list-style-type: none"> • Supervise children using bags
 Human ear model	<ul style="list-style-type: none"> • Choking hazard- small pieces • Impact injury from inappropriate use 	<ul style="list-style-type: none"> • Warn children to keep equipment away from their mouths • Ensure children use equipment sensibly



Item	Risks	Control measures
 <p data-bbox="264 488 459 517">Sound boxes</p>	<ul data-bbox="596 259 932 461" style="list-style-type: none"> • Choking hazard- small pieces • Impact injury from inappropriate use 	<ul data-bbox="1051 259 1401 573" style="list-style-type: none"> • Warn children to keep equipment away from their mouths • Ensure children use equipment sensibly
 <p data-bbox="264 831 459 860">Sound meter</p>	<ul data-bbox="596 602 932 804" style="list-style-type: none"> • Choking hazard- small pieces • Impact injury from inappropriate use 	<ul data-bbox="1051 602 1401 916" style="list-style-type: none"> • Warn children to keep equipment away from their mouths • Ensure children use equipment sensibly
 <p data-bbox="264 1173 459 1202">Tuning forks</p>	<ul data-bbox="596 945 963 1034" style="list-style-type: none"> • Stabbing injury from inappropriate use 	<ul data-bbox="1051 945 1401 1034" style="list-style-type: none"> • Ensure children use equipment sensibly
 <p data-bbox="304 1458 421 1487">Slinkies</p>	<ul data-bbox="596 1229 975 1375" style="list-style-type: none"> • Strangulation hazard • Hair or clothes entanglement hazard 	<ul data-bbox="1051 1229 1426 1543" style="list-style-type: none"> • Supervise children using slinkies • Warn children not to wrap themselves up or put their hair near to slinkies
 <p data-bbox="217 1800 509 1830">Tin can telephones</p>	<ul data-bbox="596 1572 970 1774" style="list-style-type: none"> • Strangulation hazard • Cuts from tin edges • Impact injury from inappropriate use. 	<ul data-bbox="1051 1572 1422 1998" style="list-style-type: none"> • Supervise children using the telephones • Check for jagged edges before use (they have been made smooth) • Ensure children use equipment sensibly

nustem

