




EYFS Magnets Loans Box Hazard Identification Sheet




This Hazard Identification Sheet that lists each item in this Loans Box, its related hazards, and possible ways to reduce those risks (control measures).


It is important for your school to use this information to create your own risk assessment that fits your specific context and environment. Doing so helps ensure that any potential risks are properly identified and managed, keeping both pupils and staff safe while exploring STEM topics with the Loans Box. By taking responsibility for the risk assessment process, schools can make sure the activities and resources provided align with your existing safety protocols. We expect you to Risk Assess the use of the box, in line with your existing procedures, prior to using the materials with children.




All the items in the loans box are carefully checked by us prior to delivery to your school. If you find anything you believe to pose additional hazards to children (not identified on the sheet), please remove them from the box and contact us.


Item	Risks	Control measures
 <p>Variety of magnets</p>	<ul style="list-style-type: none"> • Trip hazard • Impact injury from inappropriate use 	<ul style="list-style-type: none"> • Ensure all pieces are picked up from the floor when not in use • Ensure children use equipment sensibly




Item	Risks	Control measures
 <p>Magnetic letters</p>	<ul style="list-style-type: none"> • Trip hazard 	<ul style="list-style-type: none"> • Ensure all pieces are picked up from the floor when not in use
 <p>Magnetic fishing game</p>	<ul style="list-style-type: none"> • Choking hazard- small pieces • Trip hazard • Impact injury from inappropriate use 	<ul style="list-style-type: none"> • Ensure children don't put pieces in their mouths • Ensure all pieces are picked up from the floor when not in use • Ensure children use equipment sensibly
 <p>Magnetic building kit</p>	<ul style="list-style-type: none"> • Trip hazard 	<ul style="list-style-type: none"> • Ensure there is a large space for use, away from access points and walkways • Ensure all pieces are picked up from the floor when not in use



Item	Risks	Control measures
 <p data-bbox="304 491 701 523">Magnetic trains and track</p>	<ul data-bbox="869 264 1391 416" style="list-style-type: none"> • Choking hazard – small pieces • Trip hazard 	<ul data-bbox="1487 264 2029 647" style="list-style-type: none"> • Ensure children keep equipment away from their mouths • Ensure there is a large space for use, away from access points and walkways • Ensure all pieces are picked up from the floor when not in use
 <p data-bbox="394 906 611 938">Magnadoodle</p>	<ul data-bbox="869 679 1391 711" style="list-style-type: none"> • Choking hazard – small pieces 	<ul data-bbox="1487 679 2029 767" style="list-style-type: none"> • Ensure children keep equipment away from their mouths
 <p data-bbox="304 1193 701 1225">Magnetic building shapes</p>	<ul data-bbox="869 967 1099 999" style="list-style-type: none"> • Trip hazard 	<ul data-bbox="1487 967 2029 1238" style="list-style-type: none"> • Ensure there is a large space for use, away from access points and walkways • Ensure all pieces are picked up from the floor when not in use



Item	Risks	Control measures
	<ul style="list-style-type: none">• Choking hazard – small pieces	<ul style="list-style-type: none">• Ensure children keep equipment away from their mouths• Requires adult supervision