






## Magnets engineer loans box hazard identification sheet





This hazard identification sheet lists each item in this loans box, its related hazards, and possible ways to reduce those risks (control measures).


It is important for your school to use this information to create your own risk assessment that fits your specific context and environment. Doing so helps ensure that any potential risks are properly identified and managed, keeping both pupils and staff safe while exploring STEM topics with the Loans Box. By taking responsibility for the risk assessment process, schools can make sure the activities and resources provided align with your existing safety protocols. We expect you to Risk Assess the use of the box, in line with your existing procedures, prior to using the materials with children.



All the items in the loans box are carefully checked by us prior to delivery to your school. If you find anything you believe to pose additional hazards to children (not identified on the sheet), please remove them from the box and contact us.

Item	Risks	Control measures
 <p data-bbox="247 1496 518 1534">Draw string bags</p>	<p data-bbox="614 1272 901 1355">Strangulation risk from cord</p>	<ul data-bbox="1005 1272 1340 1422" style="list-style-type: none"> <li>Supervise children using draw string bags</li> </ul>
 <p data-bbox="231 1839 534 1877">Variety of magnets</p>	<ul data-bbox="630 1612 901 1870" style="list-style-type: none"> <li>Trip hazard</li> <li>Impact injury from inappropriate use</li> </ul>	<ul data-bbox="1005 1612 1380 1870" style="list-style-type: none"> <li>Ensure all pieces are picked up from the floor when not in use</li> <li>Ensure children use equipment sensibly</li> </ul>



Item	Risks	Control measures
 <p>Magnetic letters</p>	<ul style="list-style-type: none"> <li>• Trip hazard</li> </ul>	<ul style="list-style-type: none"> <li>• Ensure all pieces are picked up from the floor when not in use</li> </ul>
 <p>Magnetic fishing game</p>	<ul style="list-style-type: none"> <li>• Choking hazard- small pieces</li> <li>• Trip hazard</li> <li>• Impact injury from inappropriate use</li> </ul>	<ul style="list-style-type: none"> <li>• Ensure children don't put pieces in their mouths</li> <li>• Ensure all pieces are picked up from the floor when not in use</li> <li>• Ensure children use equipment sensibly</li> <li>•</li> </ul>
 <p>Magnetic building kit</p>	<ul style="list-style-type: none"> <li>• Trip hazard</li> </ul>	<ul style="list-style-type: none"> <li>• Ensure there is a large space for use, away from access points and walkways</li> <li>• Ensure all pieces are picked up from the floor when not in use</li> </ul>
 <p>Iron filings</p>	<ul style="list-style-type: none"> <li>• Ingestion if plastic cases break</li> </ul>	<ul style="list-style-type: none"> <li>• Remove from children and dispose of plastic and filing immediately</li> </ul>



Item	Risks	Control measures
 <p data-bbox="228 488 539 573">Magnetic trains and track</p>	<ul data-bbox="635 259 927 477" style="list-style-type: none"> <li>• Choking hazard – small pieces</li> <li>• Trip hazard</li> </ul>	<ul data-bbox="1007 259 1385 819" style="list-style-type: none"> <li>• Ensure children keep equipment away from their mouths</li> <li>• Ensure there is a large space for use, away from access points and walkways</li> <li>• Ensure all pieces are picked up from the floor when not in use</li> </ul>
 <p data-bbox="244 1075 523 1160">Magnetic building shapes</p>	<ul data-bbox="635 846 863 880" style="list-style-type: none"> <li>• Trip hazard</li> </ul>	<ul data-bbox="1007 846 1385 1238" style="list-style-type: none"> <li>• Ensure there is a large space for use, away from access points and walkways</li> <li>• Ensure all pieces are picked up from the floor when not in use</li> </ul>