





KS2 Magnets Loans Box Hazard Identification Sheet




This Hazard Identification Sheet that lists each item in this Loans Box, its related hazards, and possible ways to reduce those risks (control measures).


It is important for your school to use this information to create your own risk assessment that fits your specific context and environment. Doing so helps ensure that any potential risks are properly identified and managed, keeping both pupils and staff safe while exploring STEM topics with the Loans Box. By taking responsibility for the risk assessment process, schools can make sure the activities and resources provided align with your existing safety protocols. We expect you to Risk Assess the use of the box, in line with your existing procedures, prior to using the materials with children.




All the items in the loans box are carefully checked by us prior to delivery to your school. If you find anything you believe to pose additional hazards to children (not identified on the sheet), please remove them from the box and contact us.

Item	Risks	Control measures
	<ul style="list-style-type: none"> • Impact injury from inappropriate use 	<ul style="list-style-type: none"> • Ensure children use equipment sensibly



Item	Risks	Control measures
 <p>Small, powerful magnets</p>	<ul style="list-style-type: none"> • Ingestion hazard • Choking hazard- small pieces 	<ul style="list-style-type: none"> • Must be used with adult supervision • Warn children to keep equipment away from their mouths
 <p>Permanent magnet wire</p>	<ul style="list-style-type: none"> • Impact injury from inappropriate use 	<ul style="list-style-type: none"> • Ensure children use equipment sensibly
 <p>Magnetic marbles</p>	<ul style="list-style-type: none"> • Choking hazard- small pieces • Trip hazard 	<ul style="list-style-type: none"> • Warn children to keep equipment away from their mouths • Pick all dropped marbles up from the floor



Item	Risks	Control measures
 <p data-bbox="376 491 676 523">Levitating magnets</p>	<ul data-bbox="869 261 1205 354" style="list-style-type: none"> • Impact injury from inappropriate use 	<ul data-bbox="1487 261 2011 354" style="list-style-type: none"> • Ensure children use equipment sensibly
 <p data-bbox="443 778 609 810">Iron filings</p>	<ul data-bbox="869 549 1397 580" style="list-style-type: none"> • Ingestion if plastic cases break 	<ul data-bbox="1487 549 1966 699" style="list-style-type: none"> • Remove from children and dispose of plastic and filing immediately
 <p data-bbox="340 1066 712 1098">Make your own magnet</p>	<ul data-bbox="869 836 1348 986" style="list-style-type: none"> • Injury from wire cutters • Stab injuries from nails • Injury from licking batteries 	<ul data-bbox="1487 836 2011 1152" style="list-style-type: none"> • To be used by adults/with adult supervision • Ensure children use equipment sensibly • Warn children not to put batteries near to mouths