




















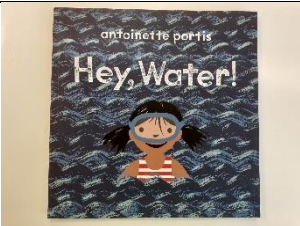

<p>Challenge the children in your setting to investigate which is the best vessel for transporting water from one place to another.</p>	
	<p>Six large water trays</p>
	<p>Variety of buckets, bowls and beakers</p>
	<p>Variety of sieves</p>
	<p>Large scoops</p>
	<p>Jug and measuring spoons and scoops</p>
	<p>Measuring cylinders</p>



	Connecting pipes
	Different sized longer pipes
	Variety of sizes of pipettes and syringes
	Spades
	Nets
	Boats
	Watering cans



	<h2>Water wheels</h2>
---	-----------------------

Books		
		
		
		
		



Careers link

The Primary Science Teaching Trust has some additional careers links you may like to look at. These are called “A scientist just like me” and introduce children to a diverse range of scientists.

The downloadable power point relevant to this box is water scientist Dr Alison Parker:

https://pstt.org.uk/application/files/5016/2851/6687/Water_scientist_-_Dr_Alison_Parker.pdf