





## KS2 Space Loans Box Hazard Identification Sheet




This Hazard Identification Sheet that lists each item in this Loans Box, its related hazards, and possible ways to reduce those risks (control measures).


It is important for your school to use this information to create your own risk assessment that fits your specific context and environment. Doing so helps ensure that any potential risks are properly identified and managed, keeping both pupils and staff safe while exploring STEM topics with the Loans Box. By taking responsibility for the risk assessment process, schools can make sure the activities and resources provided align with your existing safety protocols. We expect you to Risk Assess the use of the box, in line with your existing procedures, prior to using the materials with children.



All the items in the loans box are carefully checked by us prior to delivery to your school. If you find anything you believe to pose additional hazards to children (not identified on the sheet), please remove them from the box and contact us.

Item	Risks	Control measures
 <p>Inflatable planets, moon and pump</p>	<ul style="list-style-type: none"> <li>• Choking hazard- small pieces</li> <li>• Strangulation hazard</li> <li>• Impact injury from inappropriate use</li> </ul>	<ul style="list-style-type: none"> <li>• Warn children to keep equipment away from their mouths</li> <li>• Ensure children use equipment sensibly</li> </ul>



Item	Risks	Control measures
 <p data-bbox="318 491 685 523">Solar system floor mats</p>	<ul data-bbox="871 263 1339 411" style="list-style-type: none"> <li>• Trip hazard</li> <li>• Slip hazard if jumping from planet to planet</li> </ul>	<ul data-bbox="1489 263 2018 805" style="list-style-type: none"> <li>• Ensure there is a large space for use, away from access points and walkways</li> <li>• Ensure pieces are laid flat on the floor</li> <li>• Ensure mats are placed on a non-slippery surface if used for jumping</li> <li>• Ensure all pieces are picked up from the floor when not in use</li> </ul>
 <p data-bbox="367 1062 636 1094">Microslide viewer</p>	<ul data-bbox="871 834 1332 922" style="list-style-type: none"> <li>• Impact injury to face when looking into viewer</li> </ul>	<ul data-bbox="1489 834 2027 922" style="list-style-type: none"> <li>• Demonstrate how to use viewer appropriately before use</li> </ul>
 <p data-bbox="416 1353 591 1385">Microslides</p>	<ul data-bbox="871 1125 1167 1157" style="list-style-type: none"> <li>• Trip/slip hazard</li> </ul>	<ul data-bbox="1489 1125 2027 1385" style="list-style-type: none"> <li>• Ensure slides are kept on a table</li> <li>• Pick up dropped slides from the floor immediately</li> <li>• Keep workspaces tidy</li> </ul>



Item	Risks	Control measures
 <p data-bbox="365 488 638 523">Space card game</p>	<ul data-bbox="869 260 1167 295" style="list-style-type: none"> <li>• Trip/slip hazard</li> </ul>	<ul data-bbox="1487 260 2004 520" style="list-style-type: none"> <li>• Ensure there is a large space for use, away from access points and walkways</li> <li>• Ensure all cards are picked up from the floor when not in use</li> </ul>
 <p data-bbox="286 775 716 810">Earth, Sun and Moon model</p>	<ul data-bbox="869 547 1377 643" style="list-style-type: none"> <li>• Choking hazard- small pieces</li> <li>• Trapped fingers/hair</li> </ul>	<ul data-bbox="1487 547 1960 879" style="list-style-type: none"> <li>• Warn children to keep equipment away from their mouths</li> <li>• Warn children to keep fingers/hair away from mechanisms</li> </ul>