




## Weather Loans Box Hazard Identification Sheet




This Hazard Identification Sheet lists each item in this Loans Box, its related hazards, and possible ways to reduce those risks (control measures).

It is important for your school to use this information to create your own risk assessment that fits your specific context and environment. Doing so helps ensure that any potential risks are properly identified and managed, keeping both pupils and staff safe while exploring STEM topics with the Loans Box. By taking responsibility for the risk assessment process, schools can make sure the activities and resources provided align with your existing safety protocols. We expect you to Risk Assess the use of the box, in line with your existing procedures, prior to using the materials with children.

All the items in the loans box are carefully checked by us prior to delivery to your school. If you find anything you believe to pose additional hazards to children (not identified on the sheet), please remove them from the box and contact us.

Item	Risks	Control measures
 <p>Weather chart</p>	<ul style="list-style-type: none"> <li>• Trip hazard</li> </ul>	<ul style="list-style-type: none"> <li>• Ensure all pieces are picked up from the floor when not in use</li> </ul>
 <p>Spinning wheel anemometer</p>	<ul style="list-style-type: none"> <li>• Impact injury</li> <li>• Trapped hair/fingers/clothes</li> </ul>	<ul style="list-style-type: none"> <li>• Ensure children keep away from the anemometer when in use</li> <li>• Ensure children keep hair/fingers/clothes away from the mechanism</li> </ul>



 <p>Digital anemometer</p>	<ul style="list-style-type: none"> <li>• Choking hazard- small pieces</li> </ul>	<ul style="list-style-type: none"> <li>• Ensure equipment is correctly assembled before use</li> <li>• Warn children to keep equipment away from their mouths</li> </ul>
 <p>Digital thermometer</p>	<ul style="list-style-type: none"> <li>• Choking hazard- small pieces</li> </ul>	<ul style="list-style-type: none"> <li>• Ensure equipment is correctly assembled before use</li> <li>• Warn children to keep equipment away from their mouths</li> </ul>
 <p>Thermometers</p>	<ul style="list-style-type: none"> <li>• Cut/stick hazard if broken</li> </ul>	<ul style="list-style-type: none"> <li>• Check thermometers for damage prior to use</li> <li>• Teachers to supervise use of thermometers.</li> </ul>