






Geologist loans box Hazard Identification Sheet

This Hazard Identification Sheet that lists each item in this Loans Box, its related hazards, and possible ways to reduce those risks (control measures).

It is important for your school to use this information to create your own risk assessment that fits your specific context and environment. Doing so helps ensure that any potential risks are properly identified and managed, keeping both pupils and staff safe while exploring STEM topics with the Loans Box. By taking responsibility for the risk assessment process, schools can make sure the activities and resources provided align with your existing safety protocols. We expect you to Risk Assess the use of the box, in line with your existing procedures, prior to using the materials with children.

All the items in the loans box are carefully checked by us prior to delivery to your school. If you find anything you believe to pose additional hazards to children (not identified on the sheet), please remove them from the box and contact us.



Item	Risks	Control measures
 <p data-bbox="367 491 633 520">Rocks and fossils</p>	<ul data-bbox="869 261 1375 464" style="list-style-type: none"> • Choking hazard- small pieces • Ingestion hazard • Impact injury from inappropriate use 	<ul data-bbox="1487 261 2011 576" style="list-style-type: none"> • Warn children to keep equipment away from their mouths • Wash hands after use • Ensure children use equipment sensibly
 <p data-bbox="349 834 651 863">Digital microscopes</p>	<ul data-bbox="869 604 1375 746" style="list-style-type: none"> • Choking hazard- small pieces • Eye Impact injury from inappropriate use 	<ul data-bbox="1487 604 1984 919" style="list-style-type: none"> • Warn children to keep equipment away from their mouths • Demonstrate how to use microscopes correctly before use