






KS2 mini beasts loans box hazard identification sheet

This hazard identification sheet that lists each item in this loans box, its related hazards, and possible ways to reduce those risks (control measures). It is important for your school to use this information to create your own risk assessment that fits your specific context and environment. Doing so helps ensure that any potential risks are properly identified and managed, keeping both pupils and staff safe while exploring STEM topics with the Loans Box. By taking responsibility for the risk assessment process, schools can make sure the activities and resources provided align with your existing safety protocols. We expect you to Risk Assess the use of the box, in line with your existing procedures, prior to using the materials with children.

All the items in the loans box are carefully checked by us prior to delivery to your school. If you find anything you believe to pose additional hazards to children (not identified on the sheet), please remove them from the box and contact us.

Item	Risks	Control measures
 <p>Draw string bags</p>	<ul style="list-style-type: none"> • Strangulation risk from cord 	<ul style="list-style-type: none"> • Supervise children using draw string bags
 <p>Insects in resin</p>	<ul style="list-style-type: none"> • Impact injury from inappropriate use • Trip hazard 	<ul style="list-style-type: none"> • Ensure children use equipment sensibly • Ensure all pieces are picked up from the floor when not in use



Item	Risks	Control measures
 <p data-bbox="220 501 523 544">Magnifying glasses</p>	<ul data-bbox="608 277 954 421" style="list-style-type: none"> • Eye impact injury from inappropriate use 	<ul data-bbox="1040 277 1369 479" style="list-style-type: none"> • Demonstrate how to use equipment appropriately before use
 <p data-bbox="309 792 434 824">Pooters</p>	<ul data-bbox="608 568 967 1048" style="list-style-type: none"> • Cross contamination from sharing pooters • Choking hazard from broken pooters • Eye impact injury from inappropriate use 	<ul data-bbox="1040 568 1385 1048" style="list-style-type: none"> • Clean pooters after each child • Check insects cannot get into the sucking tube • Demonstrate how to use equipment appropriately before use
 <p data-bbox="225 1308 518 1339">Magnification pots</p>	<ul data-bbox="608 1075 954 1276" style="list-style-type: none"> • Eye impact injury from inappropriate use • Trip hazard 	<ul data-bbox="1040 1075 1385 1503" style="list-style-type: none"> • Demonstrate how to use equipment appropriately before use • Ensure all pieces are picked up from the floor when not in use